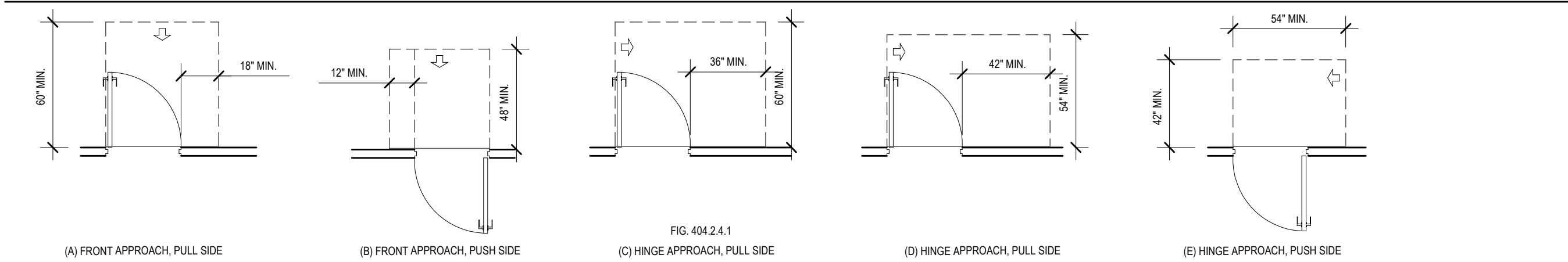


GENERAL NOTES

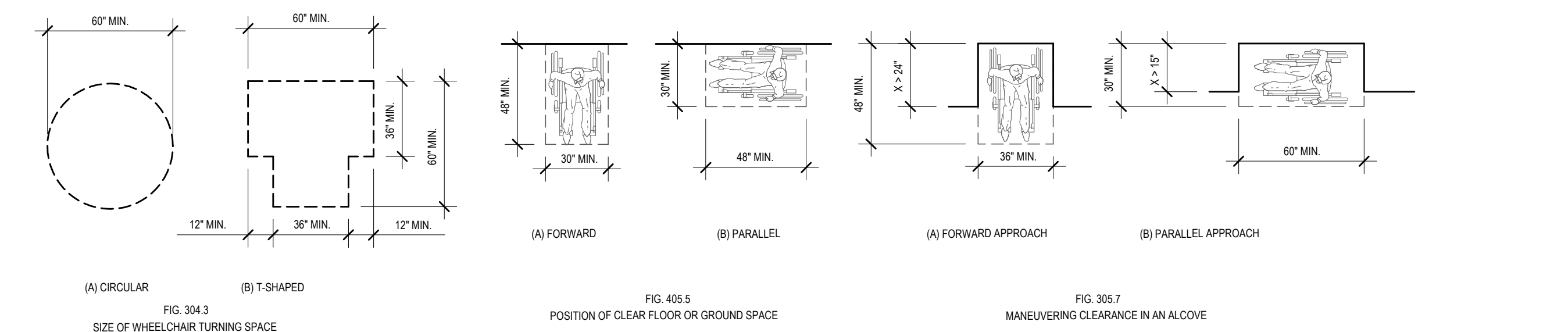
- ISSUED LARGE FORMAT DRAWINGS ARE 22" x 34". DO NOT SCALE DRAWINGS.
- THE TERM "BY CLIENT" SHALL MEAN ITEM(S) FURNISHED BY CLIENT AND INSTALLED BY CONTRACTOR.
- THE ABBREVIATION "NIC" SHALL MEAN "NOT IN CONTRACT" AND ANY WORK OR ITEM IS TO BE PROVIDED IN A SEPARATE CONTRACT.
- CONTRACTOR SHALL VERIFY ALL PROPOSED AND EXISTING DIMENSIONS AND ELEVATIONS IN THE FIELD. CONTRACTOR SHALL VERIFY ALL EXISTING CONDITIONS IN THE FIELD. NOTIFY THE ARCHITECT IMMEDIATELY AND BEFORE PROCEEDING WITH RELEVANT ASPECT OF THE WORK OF ANY LAYOUT CONDITION THAT IS NOT CONSISTENT WITH THE PLANS OR THAT WILL IMPAIR LAYOUTS OR ATTACHMENTS OF FINISHES.
- NO ADDITIONAL ALLOWANCES WILL BE MADE IN THE CONTRACTOR'S AND/OR MANUFACTURER'S FAVOR BY VIRTUE OF ERRORS, OMISSIONS, DISCREPANCIES OR AMBIGUITIES.
- THE USE OF THESE PLANS SHALL BE RESTRICTED TO THE SITE AND SCOPE FOR WHICH THEY WERE PREPARED AND PUBLICATION THEREOF IS EXPRESSLY LIMITED TO SUCH USE.
- REUSE, REPRODUCTION OR PUBLICATION BY ANY METHOD IN WHOLE OR PART IS PROHIBITED WITHOUT THE WRITTEN APPROVAL OF URBAN 1, LLC.
- TITLE TO THE PLANS REMAINS WITH URBAN 1, LLC WITHOUT PREJUDICE.
- ALL WORK SHALL CONFORM TO ALL APPLICABLE CODES AND INDUSTRY STANDARDS.
- BASE BID SHALL INCLUDE ALL ITEMS NECESSARY TO COMPLETE THE PROJECT WHETHER MINOR ITEMS ARE SPECIFICALLY NOTED OR NOT.
- BUILDING PERMIT MUST BE OBTAINED BY THE GENERAL CONTRACTOR BUT THE COST OF THE PERMIT SHALL BE REIMBURSED BY THE CLIENT.
- GENERAL CONTRACTOR SHALL MAINTAIN THE PROPERTY IN A CLEAN AND SAFE MANNER.
- CLIENT SHALL BE RESPONSIBLE FOR ANY TEMPORARY UTILITY COSTS.
- FINAL CLEANUP SHALL BE PROVIDED BY THE GENERAL CONTRACTOR AND SHALL INCLUDE ALL WORK NECESSARY TO MAKE THE PREMISES HABITABLE FOR USE.
- SUBMISSION OF A BID OR COMMENCEMENT OF WORK SHALL BE CONSTRUED AS ACCEPTANCE OF THE CONDITIONS OF THE CONSTRUCTION DOCUMENTS.
- ALL DIMENSIONS TO PARTITIONS OR WALLS ARE TO THE FACE OF DRYWALL, UNLESS NOTED OTHERWISE (UNO).
- INSTALL ALL MANUFACTURED ITEMS IN ACCORDANCE WITH THE MANUFACTURER'S RECOMMENDATIONS AND ALL APPLICABLE CODES, OR BETTER.
- ANY STRUCTURAL COMPONENT OR ASSEMBLY NOT SPECIFIED BY THE ARCHITECT OR ENGINEER SHALL BE BY THE SUPPLIER OF THAT STRUCTURAL COMPONENT OR ASSEMBLY.
- CONTRACTOR SHALL MAINTAIN BUILDER'S RISK INSURANCE AND BONDS TO ENSURE THAT ALL SUB-CONTRACTORS ARE FULLY INSURED AND BONDED AS NECESSARY WITHIN ALL APPLICABLE LAWS, CODES AND ORDINANCES.
- THIS DRAWING COVERS ABBREVIATIONS, SYMBOLS AND GENERAL NOTES FOR THE ARCHITECTURAL DISCIPLINES ONLY. SEE DRAWINGS OF ALL OTHER DISCIPLINES FOR THEIR GENERAL NOTES, SYMBOLS, AND ABBREVIATIONS.
- UNLESS GRAPHICALLY INDICATED OR OTHERWISE NOTED "EXISTING" OR "EXG.", ALL MATERIALS ARE NEW.
- ALL DIMENSIONS SHALL BE FIELD COORDINATED BY THE CONTRACTOR ALL OTHER DISCIPLINES DRAWINGS, AND ANY INCONSISTENCIES SHALL BE REPORTED TO THE ARCHITECT BEFORE PROCEEDING WITH THE WORK.
- DETAILED DRAWINGS AND LARGER SCALE DRAWINGS TAKE PRECEDENCE OVER SMALL SCALE DRAWINGS. ANY INCONSISTENCY SHALL BE REPORTED TO THE ARCHITECT BEFORE PROCEEDING WITH THE WORK.
- ALL INDICATIONS AND NOTATIONS ON THE DRAWING APPLYING TO ONE AREA OR CONDITION APPLY TO OTHER SIMILAR AREAS OR CONDITIONS UNLESS OTHERWISE NOTED. DETAILS NOT SHOWN ARE SIMILAR IN CHARACTER TO DETAILS SHOWN. WHERE SPECIFIC DIMENSIONS, DETAILS OR DESIGN INTENT CANNOT BE DETERMINED, CONSULT THE ARCHITECT BEFORE PROCEEDING WITH WORK.
- ALL DRAWING AND CONSTRUCTION NOTES ARE COMPLIMENTARY AND WHAT IS CALLED FOR BY EITHER WILL BE BINDING AS IF CALLED FOR BY ALL. ANY WORK SHOWN OR REFERRED TO ONE DRAWING SHALL BE PROVIDED AS THOUGH SHOWN ON ALL RELATED DRAWINGS.
- REFER ALSO TO LANDSCAPING, SIGNAGE, CIVIL, STRUCTURAL, PLUMBING, FIRE DRAWINGS PROTECTION, MECHANICAL, FIRE ALARM, ELECTRICAL, AND TEL/DATA AND APPROVED SHOP DRAWINGS FOR LOCATION AND DIMENSIONS OF CHASES, INSERTS, OPENING, SLEEVES, DEPRESSIONS AND ATTACHMENTS.
- REFER TO MECHANICAL, PLUMBING, FIRE PROTECTION, AND ELECTRICAL DRAWINGS FOR EQUIPMENT REQUIRING HOUSEKEEPING PADS. SEE STRUCTURAL DRAWINGS FOR TYPICAL HOUSEKEEPING PAD DETAILS AND REINFORCEMENT.
- PROVIDE ALL ACCESS PANELS AS REQUIRED BY APPLICABLE CODES AND REQUIRED FOR MECHANICAL AND ELECTRICAL EQUIPMENT, WHETHER OR NOT SHOWN ON DRAWINGS. ALL ACCESS PANELS SHALL BE FLUSH AND LOCATIONS SHALL BE REVIEWED WITH THE ARCHITECT.
- IT IS INTENDED THAT THE FACE OF EVERY CONTINUOUS PARTITION BE FLUSH WITHOUT OFFSETS. CHANGE IN PARTITION THICKNESS SHALL OCCUR AT CORNERS OR OTHER FEATURES, WHICH INTERRUPT THE PLANS OF THE PARTITION. FACES OF CORRIDOR PARTITIONS SHALL ALIGN ALONG THE ENTIRE LENGTH OF THE CORRIDOR REGARDLESS OF PARTITION TYPE CHANGES.
- PROVIDE CONTINUOUS CONTROL JOINT IN GWB WALLS AND CEILINGS WHERE INDICATED, OR IF NOT INDICATED AT MAXIMUM SPACING OF 30'-0" ON CENTER. WALL AND CEILING JOINTS SHALL BE ALIGNED UNLESS SPECIFICALLY SHOWN OTHERWISE.
- AT INTERSECTION OF DISSIMILAR WALL TYPES, HIGHEST RATED WALL SHALL RUN THROUGH THE INTERSECTION TO MAINTAIN FIRE ENCLOSURE. MAINTAIN FIRE RATING OF RATED WALLS AT INTERSECTION WITH COLUMN ENCLOSURES BY EXTENDING FIRE RATED CLOSURE AS REQUIRED.

ACCESSIBILITY GUIDELINES

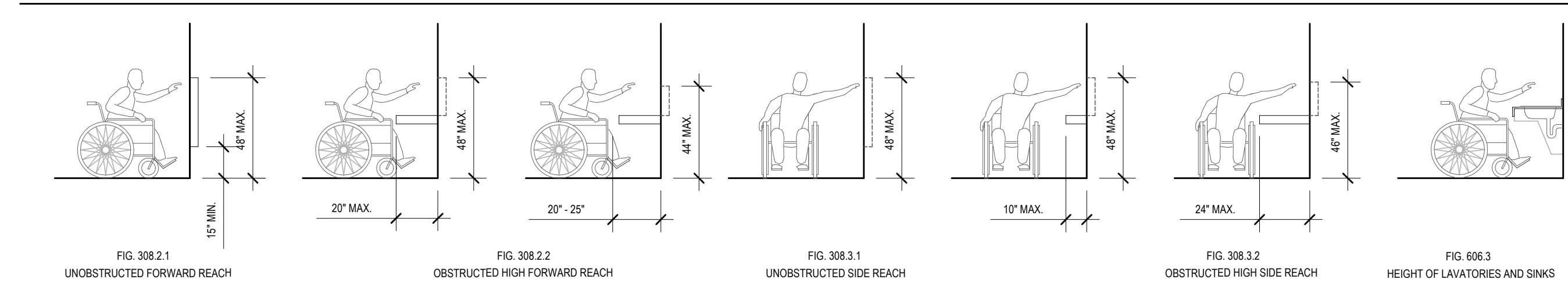
DOORS AND DOORWAYS



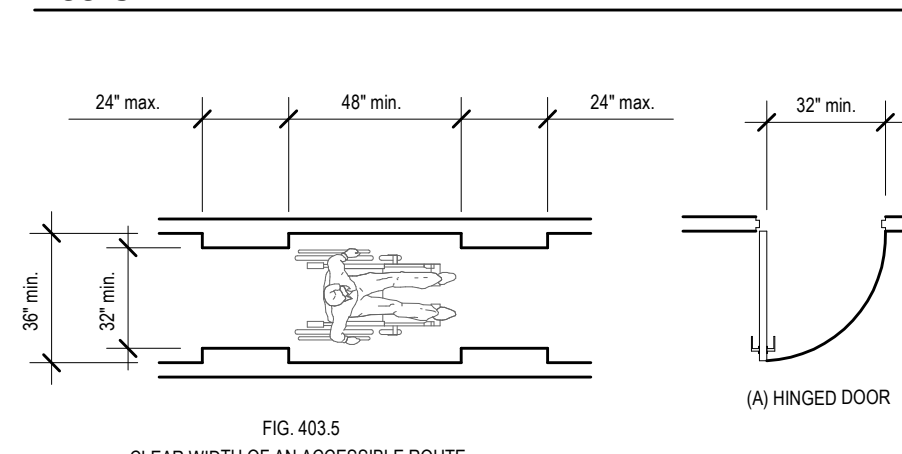
CLEAR FLOOR SPACE



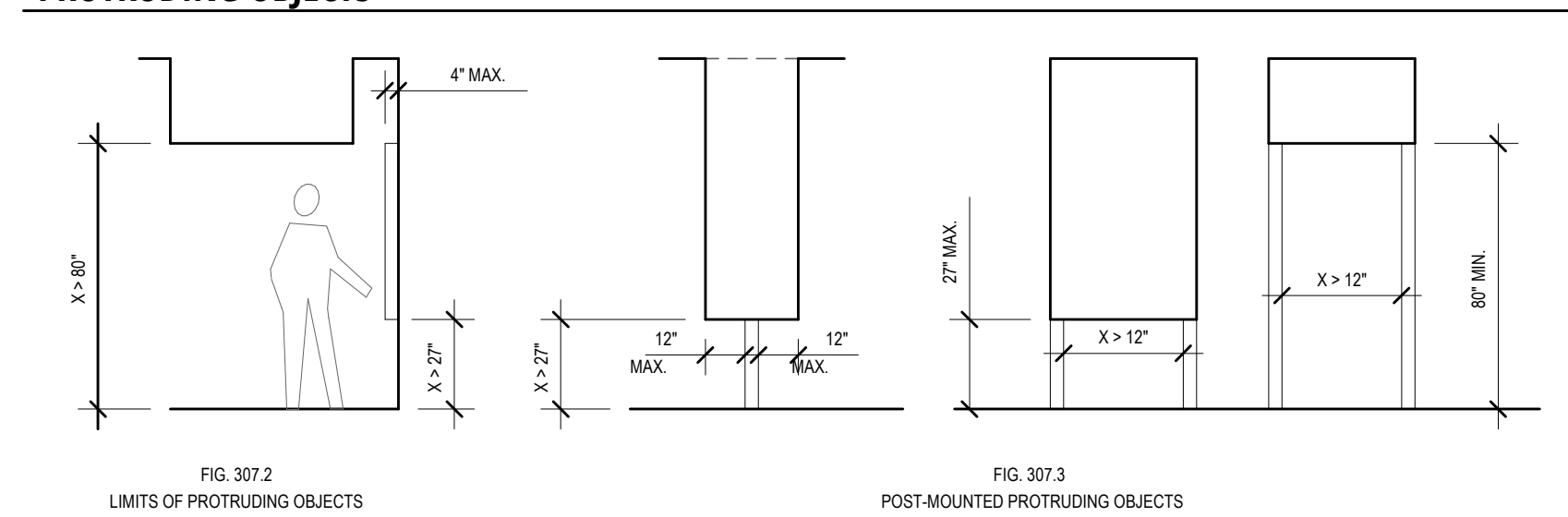
REACH RANGES



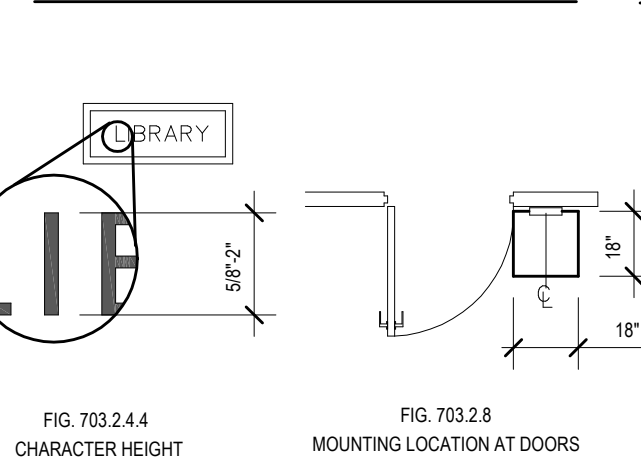
ACCESSIBLE ROUTES



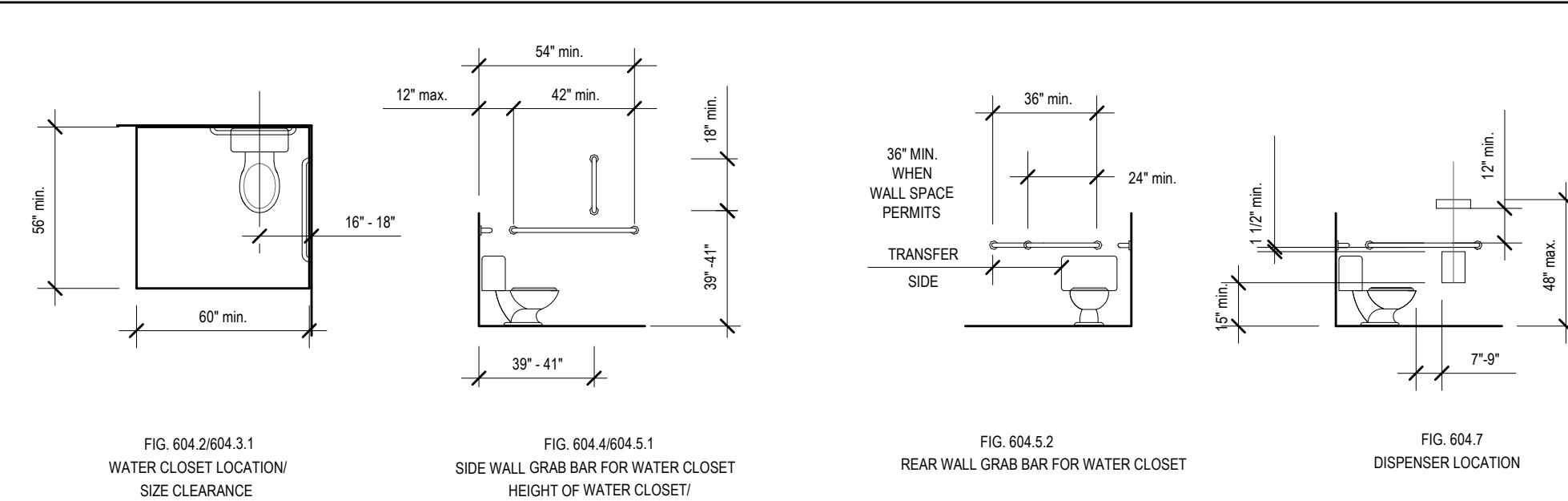
PROTRUDING OBJECTS



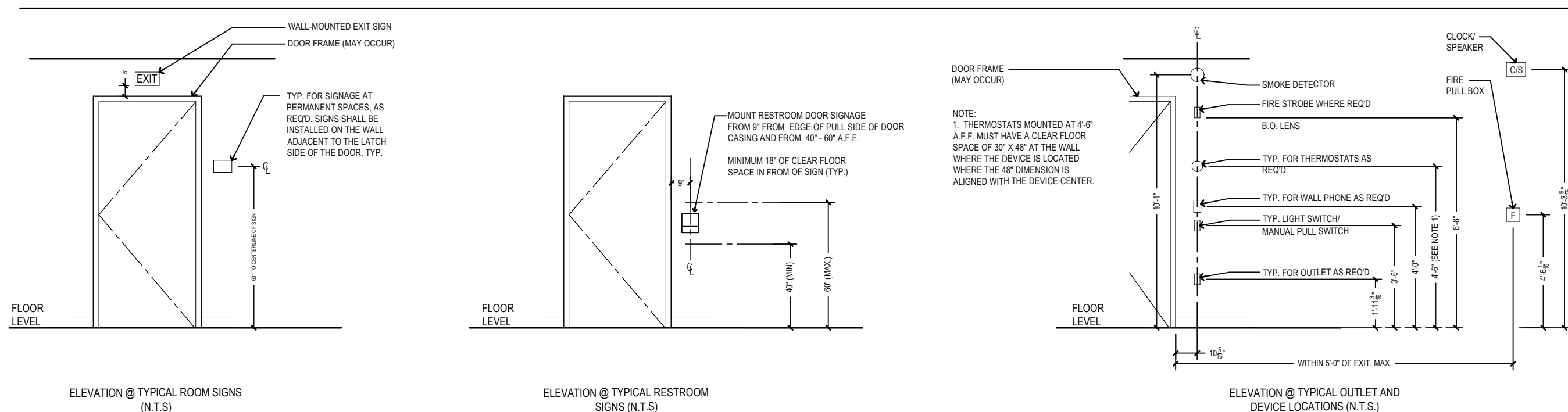
COMMUNICATION ELEMENTS & FEATURES



PLUMBING ELEMENTS & FACILITIES

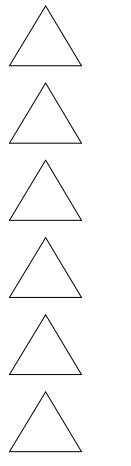


TYPICAL MOUNTING HEIGHTS



A PROPOSED NEW CONSTRUCTION FOR
THE AMERICAN LEGION PARK
GOLF HOUSE
841 N MILES ST
ELIZABETHTOWN, KY 42701

REVISIONS



DOCUMENT PHASE
CONSTRUCTION
DOCUMENTS

DATE ISSUED
08 / 15 / 17

GENERAL NOTES &
ACCESSIBILITY
GUIDELINES

A0.1